

2023 ConVergence – Wax Across the Water

**WORKSHOPS available prior to the retreat (October 11 & 12)
and after the retreat (October 17 & 18)**

**Pre- and Post-retreat workshops are not included in the retreat costs,
and may be purchased separately.**

Lorraine Glessner: “Mixed Media Encaustic: Line”



THIS IS A TWO-DAY WORKSHOP: October 11 & 12, 2023

Lines lead the eye and communicate information through variations in width, direction, density, length, and character. They are as integral to any composition as the composition itself. Despite the incredible versatility of the encaustic medium, there are limits to the techniques available in which to incorporate line.

Open to those with a beginning to advanced level of encaustic experience, this workshop explores line and linear language far beyond the usual methods and materials to include the use of tjanting tools, drawing with horse and human hair, branding with heated metal and wood burning tools, as well as creating your own grid-based patterns, laces, and lacelike forms using free motion sewing machine embroidery and water-soluble stabilizers. There are no limits to how these embroidered forms can be used with encaustic as well as other art applications. The use of the grid in combination with collage and abstract painting techniques is also explored.

Joanna Kidney: “The Mark and the Line with Encaustic Paint”



THIS IS A TWO-DAY WORKSHOP: October 11 & 12, 2023

Are you looking to expand your visual vocabulary, go beyond your comfort zone, or explore the potential of mark-making within an encaustic painting? This workshop will focus on exploring visual vocabulary through a broad range of additive and subtractive processes; methodologies; media and tools. These will include intaglio; encaustic inlay; a wide range of compatible drawing media for between layers and on the surface; transfers; stenciling; the encaustic flow pen and more. We will cover tips and techniques for working with control, definition, and precision with encaustic paint. Open to those with beginner to advanced levels of experience, this will be an experimental workshop, using drawing exercises, improvisation, and playfulness to aid in expanding visual language. There will be demos, plenty of studio time, one-to-one attention, a slideshow of artists' work, and group discussion. Bring wide-open curiosity!

Linda Robertson: "Lasting Impressions"



THIS IS A TWO-DAY WORKSHOP: October 11 & 12

In this 2-day workshop I'll introduce unusual materials that work below, above, and between layers of wax. We'll start with my favorite method of underpainting, which will give you an easy way to move beyond the dreaded blank panel. Then we'll layer collage materials embellished with stamps that you'll create yourselves using impressions from everyday objects. You can also use your favorite stamps you bring with you. As a final touch, we'll emboss texture directly into the wax surface!

Don't worry if you haven't tried anything quite like this before. I'll have lots of materials available for you to play with, and you can work in any style you choose. Even if you're an experienced encaustic painter, there's always something new to experiment with. Come with an open mind and ready to make experimental work in a fun, supportive atmosphere.

Bettina Sennhauser: "Encaustic Meets Fresco "



THIS IS A TWO-DAY WORKSHOP: October 11 & 12, 2023

Focusing on potential guides us through this painting process. We grow through cracks, fractures, and erosions. By letting go of what does not want to stay, we create space for the new and unexpected.

This workshop combines two antique painting techniques: encaustic and Roman fresco. The different materials and methods complement each other and ensure they retain their own narrative and beauty. Emphasis will be placed on creating intonaco, or finishing layers, of pit lime and marble dust on different surfaces, provoking cracks and decay that we will integrate into our works.

Instruction will focus on building paintings from the ground up, adding beautiful glazes of diluted inks and stains to highlight hidden cracks and fractures. Additional structures, marks, and colors will be created using encaustic paints, pigment sticks and pan pastels.

* * *


Lora Murphy: "Expressive Portraiture with Encaustic"



THIS IS A TWO-DAY WORKSHOP: October 17 & 18, 2023

My step-by-step instruction will show you how to approach a portrait or figure, from the initial drawing to the final highlight. I will demonstrate how to use the hot palette to create luminous skin tones, accurately draw the head, and interpret the light, halftone, and shadow. In this fun and exciting hands-on workshop, we will investigate exploratory techniques for creating rich and expressive surface designs. At the end of the workshop, participants will have completed at least two portraits in encaustic and will have gained a solid understanding of the medium and its possibilities for creating contemporary portraits.

Patricia A Russotti: "Artists who use a camera: Photographs, Transfer Film and Encaustic"




THIS IS A TWO-DAY WORKSHOP: October 17 & 18, 2023

This workshop will bring together a variety of techniques to expand and enhance your creative practice. The goal is to think and work from analog to digital to analog - continuing the loop until you achieve your goals.

This class is an interpretive exploration of the photographs and photographic elements within your work plus experimentation with various techniques. It is designed to help you work with photographs, alternate image transfers, and wax. We will discuss the addition of hot wax, cold wax, color, marking, and monoprint techniques. Stretch your artistic boundaries - use your test prints and happy accidents to create collages, add more wax, and color, and stitch your work together. We will expand our work and artistic concepts by printing inkjet photographs onto kozo paper, and transferring photographic elements using inkAID brand Transfer Film and Transfierz Image Transfer Medium to create encaustic art.

Dietlind Vander Schaaf: "Layers: Translucency & See Throughs"




THIS IS A TWO-DAY WORKSHOP: October 17 & 18, 2023

This workshop offers participants a deeper understanding of how to create paintings that suggest luminosity, optical depth, and dimension while focusing on the connection between mark-making and meaning. Instruction will focus on building paintings from the ground up - covering what can be done directly onto a substrate, between layers of medium, and on the surface - as well as how to create a smooth even surface. Mark-making exercises help each student further a connection to their work.

Discussions will cover opaque and translucent colors and how to create beautiful glazes, as well as working with various drawing materials including ink, charcoal, Pan Pastel, oil pastel, pencil, graphite, and Pigment Sticks. Emphasis will be placed on creating a sense of light, on the balance and weight of the composition, and on expressing meaning through an exploration of accumulating marks, drawings, and image transfers at varying levels.

Janise Yntema: "Materiality and Encaustic: Re-imagining the Substrate"



THIS IS A TWO-DAY WORKSHOP: October 17 & 18, 2023

Explore mixed media, relief, and three-dimensional approaches toward transforming the substrate as we build new strata as the foundation of paintings.

Learn how a mixed-media approach can enhance encaustic painting and bring a new dimension to your work. Specifically, regarding the substrate not as a base, but as an integral part of the creative journey.

Focusing on upcycling and repurposing materials compatible with encaustic, such as recycled cardboard and cartons, we will form the structures of relief paintings while integrating the substrate into works of art. Elevate your style and intention by realizing the potential of newly transformed found objects. Master the use of encaustic as an encapsulator, both as a paint and a binder, while a more sculptural approach towards painting is discovered.